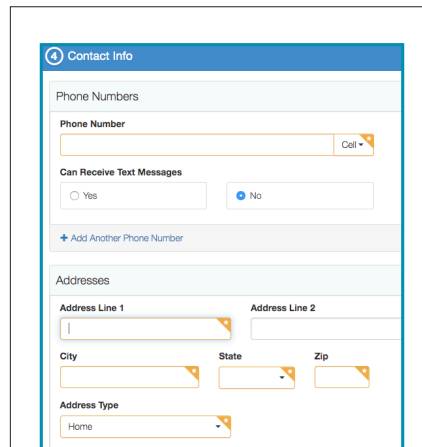
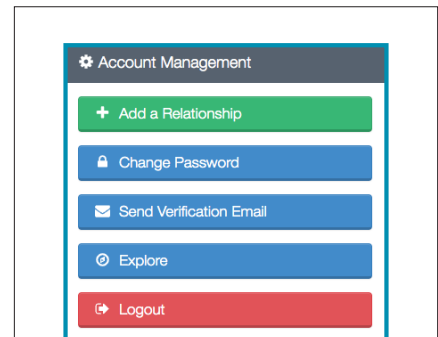


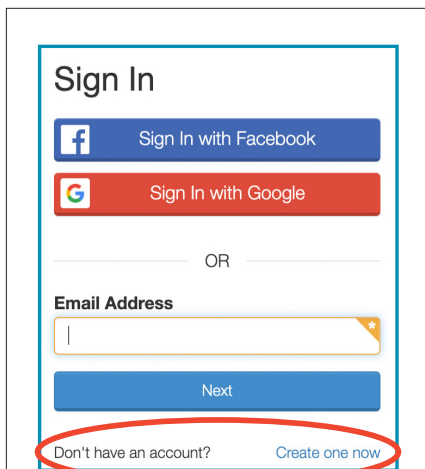
1. Please visit pvschools.ce.eleyo.com
2. To Create a New Account – Click Sign in



5. Please complete this section



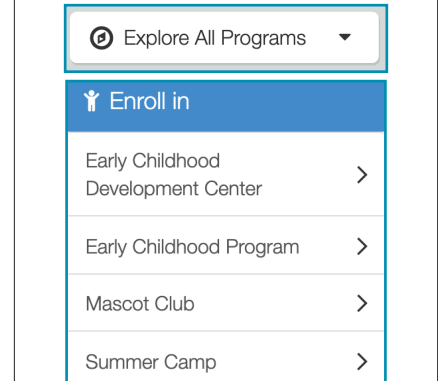
9. After creating account you are now able to register. Click "Explore"



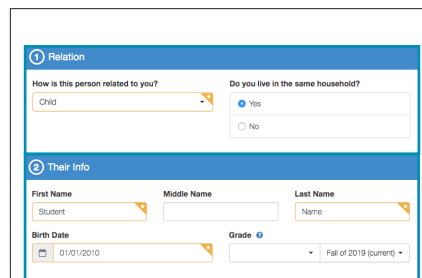
3. Click on "Create one now" or Sign In with Facebook or Google



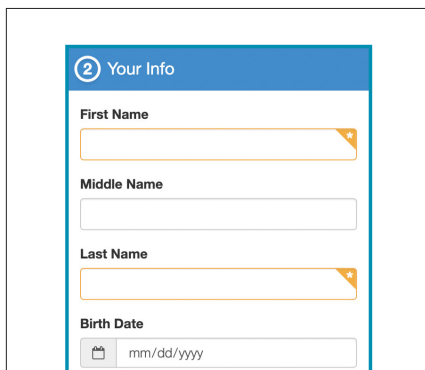
6. Click "Add Family Member/ Relationship" to add child



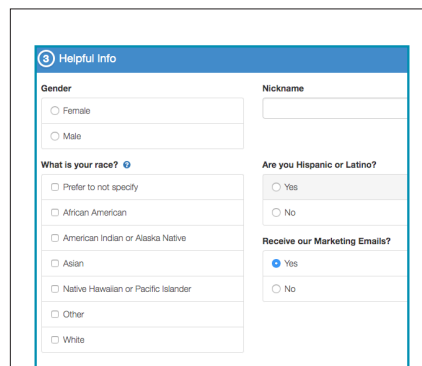
10. Click on "Explore All Programs". Then select the relevant program under "Enroll in."



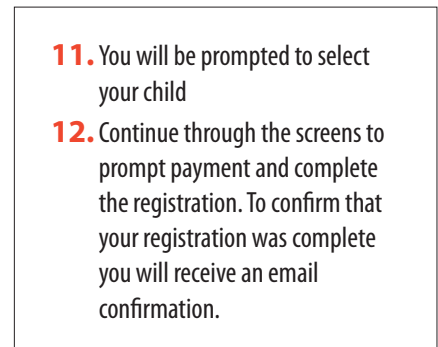
7. Add your child's information here



4. "Your Info" – Enter parent information here



8. Helpful information section



11. You will be prompted to select your child
12. Continue through the screens to prompt payment and complete the registration. To confirm that your registration was complete you will receive an email confirmation.

Need Help? Call Us at 602-449-2200

pvschools.ce.eleyo.com