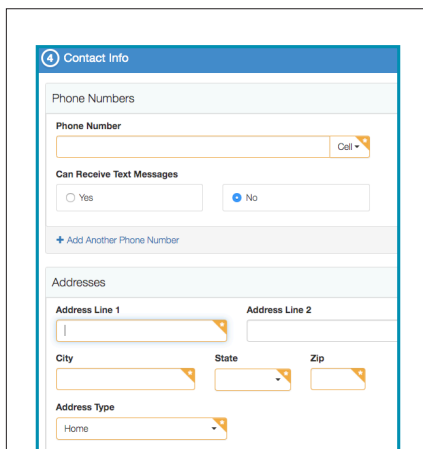
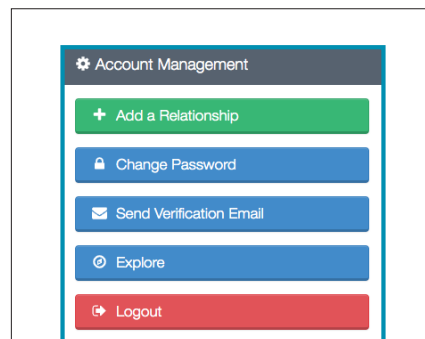


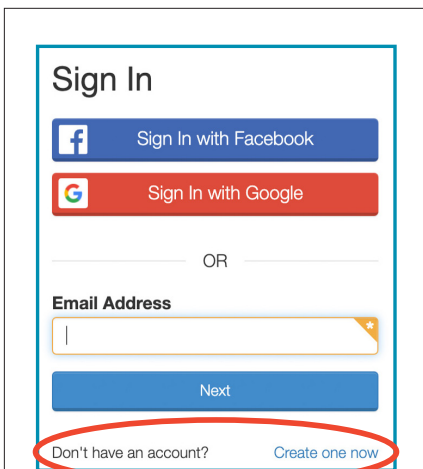
1. Please visit pvschools.ce.eleyo.com
2. To Create a New Account – Click Sign in



5. Please complete this section



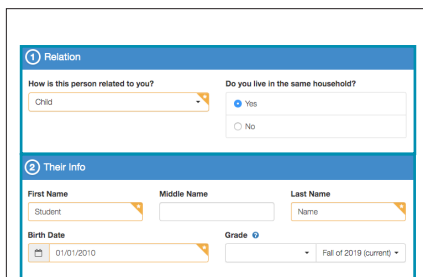
9. After creating account you are now able to register. Click "Explore"



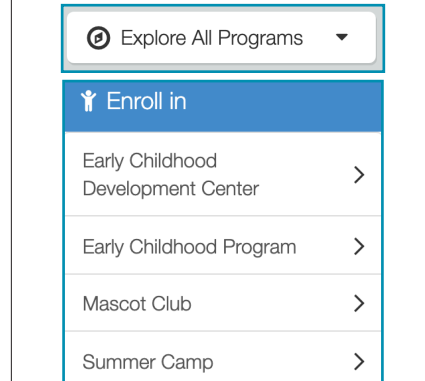
3. Click on "Create one now" or Sign In with Facebook or Google



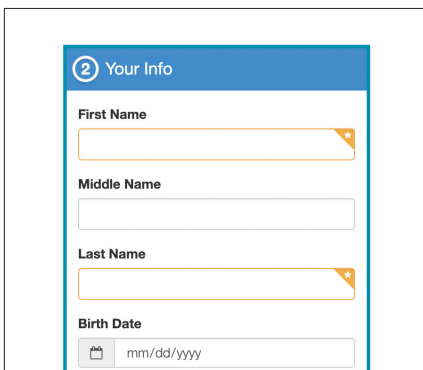
6. Click "Add Family Member/ Relationship" to add child



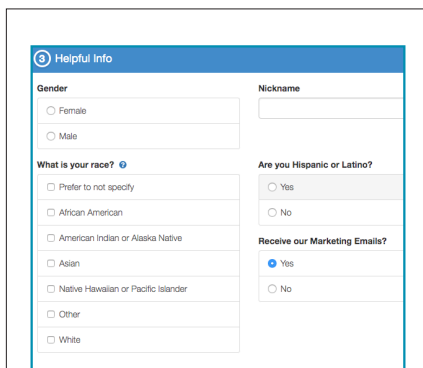
7. Add your child's information here



10. Click on "Explore All Programs". Then select the relevant program under "Enroll in."



4. "Your Info" – Enter parent information here



8. Helpful information section

11. You will be prompted to select your child
12. Continue through the screens to submit your contract. You will receive an email confirmation.

Need Help?
Call Us at 602-449-2200

pvschools.ce.eleyo.com